

ePMP™ 1000 Integrated Radio

Network operators are challenged to deliver reliable connectivity in overcrowded RF environments. As available spectrum becomes more congested, having the right broadband access solution that allows network operators to deliver efficient quality cost effectively, is vital for all types of deployments.

Maximize network performance using ePMP software with eFortify™ and eCommand™ features and tools. eFortify enhances the performance of the ePMP 1000 in high noise environments. eCommand provides a suite of management features and tools to assist network operators in planning, provisioning and monitoring of their network. The ePMP 1000 Integrated Radio is a compact and powerful platform that can operate as an Access Point, Subscriber Module or PTP radio. When configured to operate as a Subscriber Module or PTP Radio, its gain can be enhanced by the ePMP 1000 Reflector Dish.

Available in both 5 GHz and 2.4 GHz frequency bands the platform delivers high performance and reliable broadband connectivity to customers, with services such as VoIP, video and data. The ePMP 1000 is the most effective connectivity solution for reaching the under-and unconnected around the world.



ePMP 1000 Integrated Radio

Main Differentiators

- » **GROWTH AND SCALABILITY** offer wireless service providers the opportunity to expand the reach of their networks into underserved areas. The ePMP 1000 delivers high capacity and reliable connectivity right from the start. As a provider's business grows, it can expand its network while ensuring resiliency and increasing profitability.
- » **QUALITY OF SERVICE (QOS)** allows you to confidently offer triple play services - VoIP (Voice over IP), video and data. Providing your customers with excellent service quality ensures their continued loyalty and transforms them into advocates, helping WISPs and enterprises expand their business.
- » **PROVEN RELIABILITY** has created an unsurpassed connectivity standard in many industries that depend on fixed wireless broadband. Our products undergo rigorous testing and are made from high-quality components.

Powerful Features

The Cambium Networks ePMP 1000 Integrated Radio provides more than 150 Mbps of real user throughput. Using 2x2 MIMO-OFDM technologies, ePMP deployments achieve industry leading data rates.

The ePMP 1000 Integrated Radio can be configured as a Subscriber Module, an unsynchronized Access Point or a Backhaul radio. This radio will function as a client (slave) to an ePMP GPS Synchronized Radio in either a PMP or PTP deployment forming a GPS Synchronized solution.

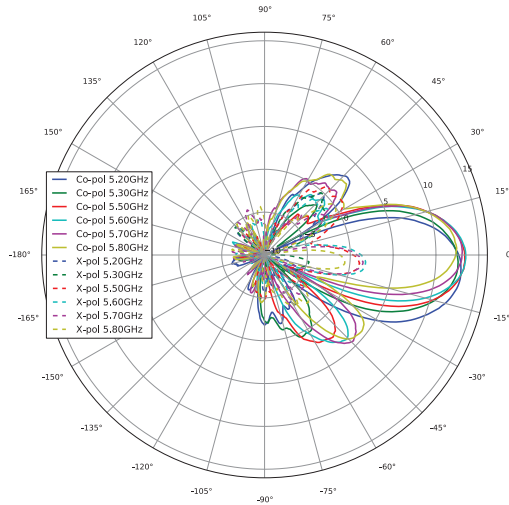
Product	
MODEL NUMBER	5 GHz: C058900P132A/C058900C132A (US/FCC), C050900P033A/C050900C033A (EU), C050900P031A/C050900C031A (Other) 2.4 GHz: C024900P031A/C024900C031A
Spectrum	
CHANNEL SPACING	Configurable on 5 MHz increments
FREQUENCY RANGE	5 GHz: 4910 – 5970 MHz (exact frequencies as allowed by local regulations) 2.4 GHz: 2402 – 2472 MHz
CHANNEL WIDTH	5 10 20 40 MHz
Interface	
MAC (MEDIA ACCESS CONTROL) LAYER	Cambium Proprietary
PHYSICAL LAYER	2x2 MIMO/OFDM
ETHERNET INTERFACE	100 BaseT, Cambium PoE (V+ = pins 7 & 8, Return = pins 4 & 5)
PROTOCOLS USED	IPv4, UDP, TCP, IP, ICMP, SNMPv2c, HTTPs, STP, SSH, IGMP Snooping
NETWORK MANAGEMENT	HTTPs, SNMPv2c, SSH
VLAN	802.1Q with 802.1p priority
Performance	
ARQ	Yes
NOMINAL RECEIVE SENSITIVITY (W/ FEC) @ 20MHZ CHANNEL	MCS0 = -93 dBm to MCS15 = -69 dBm (per branch)
NOMINAL RECEIVE SENSITIVITY (W/ FEC) @ 40MHZ CHANNEL	MCS0 = -90 dBm to MCS15 = -66 dBm (per branch)
MODULATION LEVELS (ADAPTIVE)	MCS0 (BPSK) to MCS15 (64QAM 5/6)
QUALITY OF SERVICE	Three level priority (Voice, High, Low) with packet classification by DSCP, COS, VLAN ID, IP & MAC Address, Broadcast, Multicast and Station Priority
Link Budget	
TRANSMIT POWER RANGE	-17 to +30 dBm (combined, to regional EIRP limit) (1 dB interval)
ANTENNA INTEGRATED GAIN	5 GHz: integrated 2.4 GHz: integrated
MAXIMUM TRANSMIT POWER	2.4/5 GHz : 30 dBm combined (subject to regional regulatory restrictions)
Physical	
ANTENNA CONNECTION	Integrated antenna
SURGE SUPPRESSION	1 Joule Integrated
ENVIRONMENTAL	IP55
TEMPERATURE	-30°C to +60°C (-22°F to +140°F)
WEIGHT	0.49 kg (1.1 lb.)
WIND SURVIVAL	145 km/hour (90 mi/hour) with antenna
DIMENSIONS (H x W x D)	29.1 x 14.5 x 8.3 cm (11.4 x 5.7 x 3.3 in)
POWER CONSUMPTION	7 W Maximum, 5 W Typical
INPUT VOLTAGE	10 to 30 V
Security	
ENCRYPTION	128-bit AES (CCMP mode)
Certifications	
FCCID	2.4 GHz: Z8H89FT0011 / 5 GHz: Z8H89FT0006
INDUSTRY CANADA CERT	2.4 GHz: 109W-0011 / 5 GHz: 109W-0006
CE	5 GHz: EN 302 502 v1.2.1 5 GHz: EN 301 893 v1.7.1

PARAMETER	2.4 GHz SPECIFICATION	5 GHz SPECIFICATION
FREQUENCY RANGE	2402 - 2472 MHz	5150 – 5970 MHz
ANTENNA TYPE	INTEGRATED	INTEGRATED
TYPICAL GAIN	11 dBi	14 dBi
3dB BEAMWIDTH-AZIMUTH	65°	30°
3dB BEAMWIDTH-ELEVATION	30°	20°
POLARIZATION(S)	DUAL LINEAR, H/ V	DUAL LINEAR, H/ V
FRONT-TO-BACK ISOLATION	> 20 dB	>20 dB
CROSS POLARIZATION	15 dB	15 dB

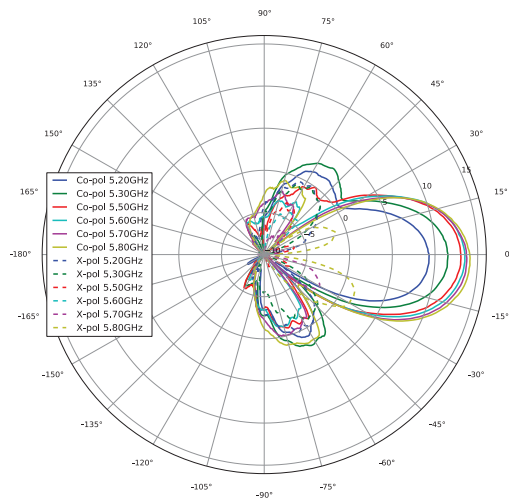
ePMP 1000 5 GHz Integrated Antenna

Azimuth Patterns

H-POL ELEVATION GAIN (dBi) FOR ZERO AZIMUTH



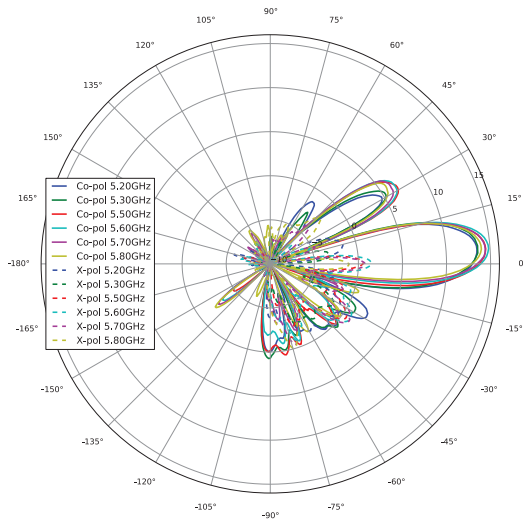
V-POL ELEVATION GAIN (dBi) FOR ZERO AZIMUTH



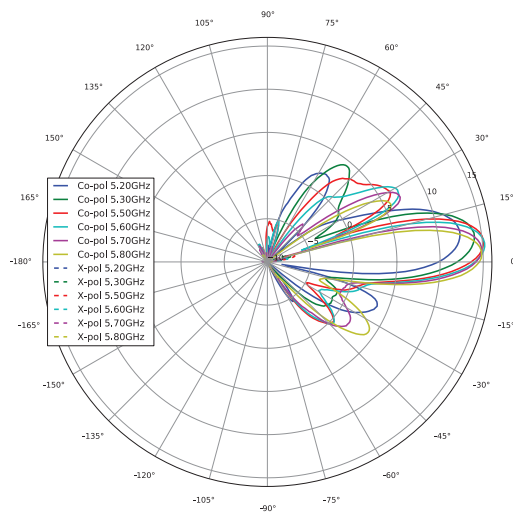
ePMP 1000 5 GHz Integrated Antenna

Elevation Patterns

H-POL AZIMUTH GAIN (dBi) FOR ZERO ELEVATION



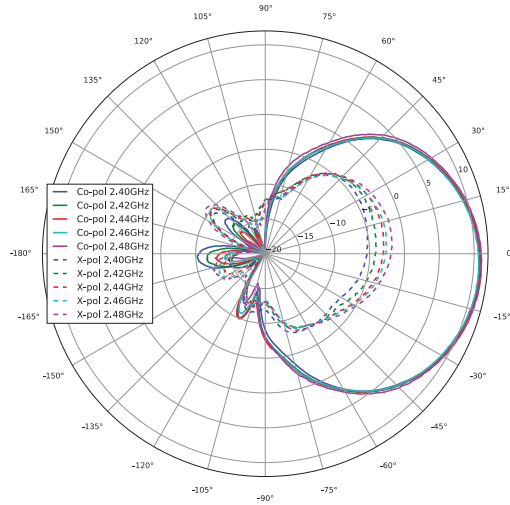
V-POL AZIMUTH GAIN (dBi) FOR ZERO ELEVATION



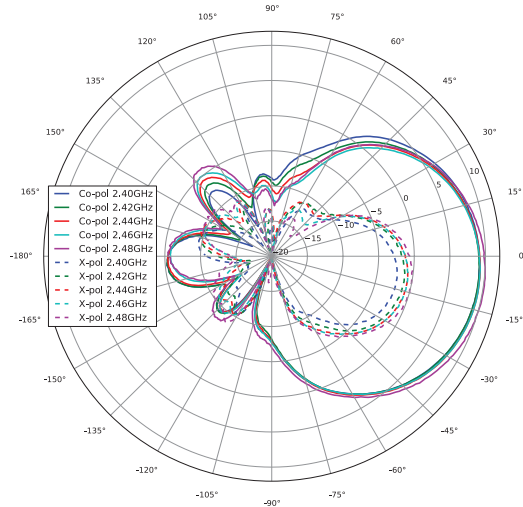
ePMP 1000 2.4 GHz Integrated Antenna

Azimuth Patterns

H-POL AZIMUTH GAIN (DBI) FOR ZERO ELEVATION



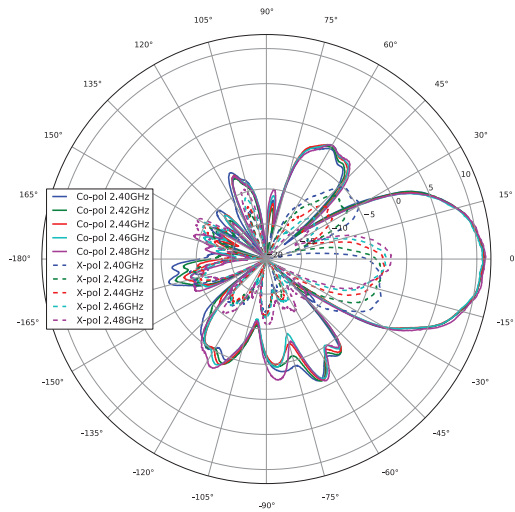
V-POL AZIMUTH GAIN (DBI) FOR ZERO ELEVATION



ePMP 1000 2.4 GHz Integrated Antenna

Elevation Patterns

H-POL ELEVATION GAIN (DBI) FOR ZERO AZIMUTH



V-POL ELEVATION GAIN (DBI) FOR ZERO AZIMUTH

