

# PMP 450i

## Subscriber Module

### QUICK LOOK:

Cambium Networks industry-leading 450 platform includes the all new PMP 450i and PTP 450i radios. The 450i product platform is the most scalable industrial-grade wireless broadband solution available.

- **Ultra-wide band radios:  
5 GHz or 3 GHz**
- **Rugged metal enclosure**
- **2x2 OFDM MIMO radio capable of  
up to 300 Mbps per sector**



#### ULTRA-WIDE BAND RADIOS

Supports the entire band, whether in 5 GHz or 3 GHz. Advanced radio design improves transmit power and increases receive sensitivity.

#### RUGGED METAL ENCLOSURE

Designed to meet IP-66 and IP-67 standards to withstand harsh environments. Optional ATEX/HAZLOC certified models available for hazardous deployments.

#### DYNAMIC INTERFERENCE FILTERING

Provides industry-leading noise isolation for improved performance.

#### UPDATED FPGA AND SOC ARCHITECTURE

Triplies the processing power compared to PMP 450.

#### MULTIFUNCTION AUX PORT

Allows for greater flexibility for deployment by adding a camera or other PoE directly.

#### OPTIONS FOR INTEGRATED 90° SECTOR ANTENNA

Optimized for frequency re-use (>35 dB F/B), high gain, null fill and predictable performance, or Integrated 10° sector antenna for highly directional sectors.

#### INCREASE THROUGHPUT

Now capable of up to 300 Mbps per sector in a 40 MHz channel.

## PMP 450i Subscriber Module

Product					
		3 GHz	5 GHz	5 GHz ATEX/HAZLOC	
Model Numbers	Connectorized	C030045C001A	C050045C001B	C050045C003B	
	Integrated	C030045C002A	C050045C002C	C050045C004B	

Spectrum	
<b>Channel Spacing</b>	Configurable on 2.5 MHz increments, 3 GHz customizable to 50 KHz
<b>Frequency Range</b>	<b>3 GHz:</b> 3300 - 3900 MHz <b>5 GHz:</b> 4900 - 5925 MHz
<b>Channel Width</b>	5 MHz, 7 MHz, 10 MHz, 15 MHz, 20 MHz, 30 MHz or 40 MHz      5 MHz, 10 MHz, 15 MHz, 20 MHz, 30 MHz or 40 MHz

Interface	
<b>MAC (Media Access Control) Layer</b>	Cambium Networks proprietary
<b>Physical Layer</b>	2x2 MIMO OFDM
<b>Ethernet Interface</b>	100/1000BaseT, full duplex, rate auto negotiated (802.3 compliant)
<b>Protocols Used</b>	IPv4, IPv6, UDP, TCP/IP, ICMP, Telnet, SNMP, HTTP, FTP
<b>Network Management</b>	IPv4/IPv6 (dual stack), HTTP, HTTPS, Telnet, FTP, SNMPv2c and v3, Cambium Networks cnMaestro™
<b>MTU</b>	1700 bytes
<b>VLAN</b>	802.1ad (DVLAN Q-inQ), 802.1Q with 802.1p priority, dynamic port VID



## PMP 450i Subscriber Module

### Specifications

#### Performance

<b>ARQ</b>	Yes		
<b>Modulation Levels (Adaptive)</b>	<b>MCS</b>	<b>Signal to Noise Required (SNR, in dB)</b>	
2x	QPSK	10	
4x	16QAM	17	
6x	64QAM	24	
8x	256QAM	32	
<b>Maximum Deployment Range</b>	Up to 40 miles (64 km)		
<b>Latency</b>	3 - 5 ms, typical		
<b>GPS Synchronization</b>	Yes, via Autosync (CMM5 or UGPS)		
<b>Quality of Service</b>	Diffserve QoS		

#### Physical

<b>Antenna Connection</b>	50 ohm, N-Type (Connectorized version only)		
<b>Surge Suppression (LPU fitted)</b>	EN61000-4-5: 1.2us/50us, 500 V voltage waveform Recommended external surge suppressor: Cambium Networks Model # C000000L033A		
<b>Mean Time Between Failure</b>	> 40 Years		
<b>Dust and Water Ingress Protection Rating</b>	IP67, IP66		
<b>Temperature / Humidity</b>	-40°C to 75°C (-40°F to 167°F), 0-100% condensing		
<b>Weight</b>	<b>Connectorized</b>	Approx. 2.0 kg (4.5 lbs)	
	<b>Integrated</b>	Approx. 2.5 kg (5.5 lbs)	
<b>Wind Survival</b>	322 km/h (200 mi/h)		
<b>Vibration</b>	NEMA TS2 Section 2.1.9 and Section 2.2.3		
<b>Shock</b>	NEMA TS2 Section 2.1.10 and Section 2.2.4		
<b>External Icing</b>	NEMA 250-2003 Section 5.6		
<b>Dimensions (HxWxD)</b>	<b>Connectorized</b>	26.0 x 13.4 x 6.4 cm (10.25" x 5.25" x 3.25")	
	<b>Integrated</b>	31.0 x 31.0 x 6.4 cm (12" x 12" x 2.5")	
<b>Power Consumption</b>	15 W typical, 18 W max, Using Aux port PoE for another device will increase power draw		
<b>Input Voltage</b>	48-59 V DC, 802.3at compliant		
<b>Mounting</b>	Wall or Pole mount with Cambium Networks Model # N000045L002A		

## PMP 450i Subscriber Module

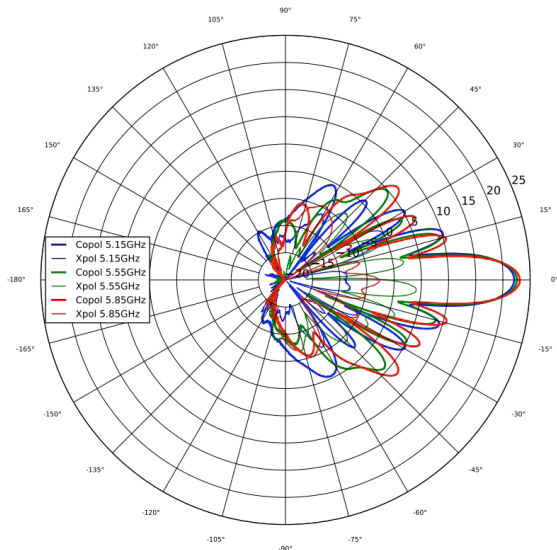
Link Budget		
	3 GHz	5 GHz
<b>Antenna Beam Width</b>	17° azimuth for integrated antenna	10° azimuth for integrated antenna
<b>Antenna Gain</b>	+19 dBi dual slant integrated, or external	+23 dBi H+V integrated, or external
<b>Maximum Transmit Power</b>	+25 dBm (MIMO, Combined H+V)	+28 dBm (MIMO, Combined H+V) (may be limited by regulations)
<b>Maximum EIRP</b>	+43 dBm combined output (may be limited by regulations)	+50 dBm combined output (may be limited by regulations)
<b>Power Control</b>	ATPC (Automatic Transmit Power Control) at system level, all Subscribers implement ATPC	

Security	
<b>Encryption</b>	FIPS-197 128-bit AES, 256-bit AES ( <i>Requires Optional License</i> )

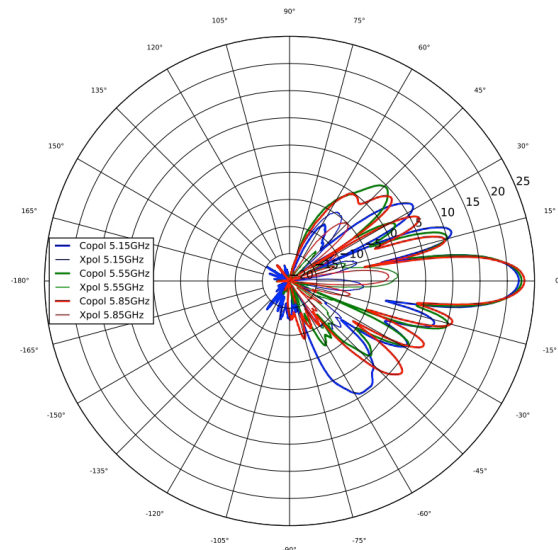
Certifications		
	3 GHz	5 GHz
<b>ISED Canada</b>	109W-0028	109AO-50450I
<b>FCC ID</b>	Z8H89FT0028	QWP-50450I
<b>CE</b>	EN 302 326-2 v1.2.2	EN 301 893 v2.1.1 <hr/> EN 302 502 v2.1.1

## PMP 450i Subscriber Module

### 5 GHz Antenna Pattern for Integrated SM

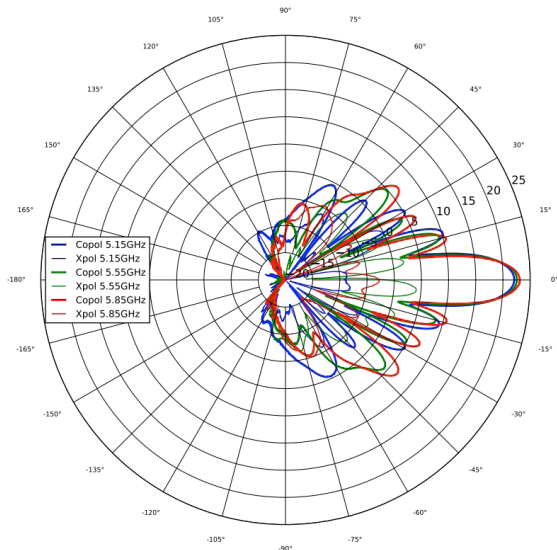


5 GHz Azimuth

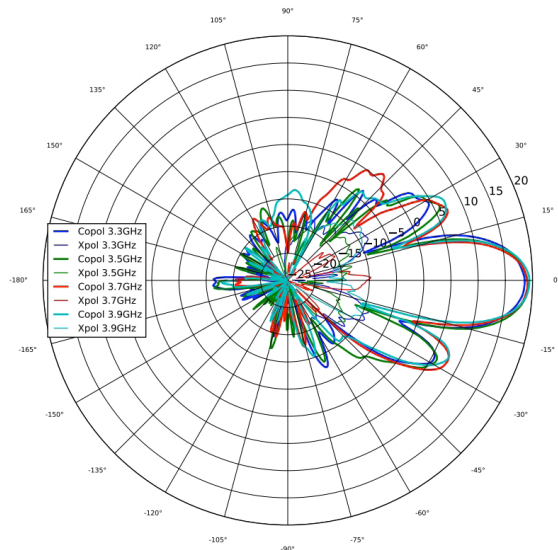


5 GHz Elevation

### 3 GHz Antenna Pattern for Integrated SM



3 GHz Azimuth



3 GHz Elevation

#### ABOUT CAMBIUM NETWORKS

Cambium Networks empowers millions of people with wireless connectivity worldwide. Its wireless portfolio is used by commercial and government network operators as well as broadband service providers to connect people, places and things. With a single network architecture spanning fixed wireless and Wi-Fi, Cambium Networks enables operators to achieve maximum performance with minimal spectrum. End-to-end cloud management transforms networks into dynamic environments that evolve to meet changing needs with minimal physical human intervention. Cambium Networks empowers a growing ecosystem of partners who design and deliver gigabit wireless solutions that just work.