


Power Accessories

PoE Injectors, AC Line Cords and External Power Supplies

QUICK LOOK:

Power supply accessories for various Cambium Networks products along with product power requirements and power supply compatibility matrix.

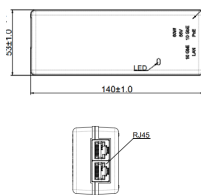


PoE Injectors

C000000L141A
56 V, 30 W, 10 GbE



C6 AC INLET



C000065L002D
58V AC + DC, 100 W, GbE



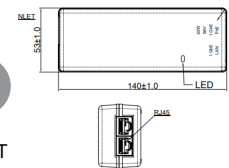
IEC60320 C8



N000000L034B
30 V, 30.5 W, GbE



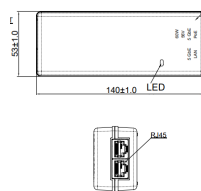
C6 AC INLET



N000000L142A
56 V, 60 W, 5 GbE



C6 AC INLET



N000045L056A
56 VDC, 30 W, GbE

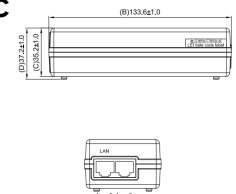
DC IN SCREW TERMINAL



N000065L001C
56 V, 60 W, GbE



C8 AC INLET



Power Accessories

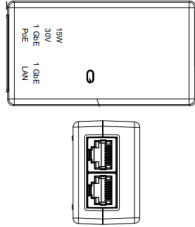
PoE Injectors

N000900L001D

30 V, 15 W, GbE



C6 AC INLET

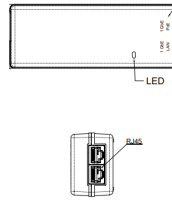


N000900L017A

56 V, 15.4 W, GbE



C6 AC INLET

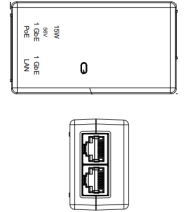


N000900L017B

56 V, 15 W, GbE

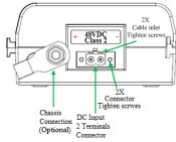


C6 AC INLET



N000000L036A

48 VDC, 60 W, GbE



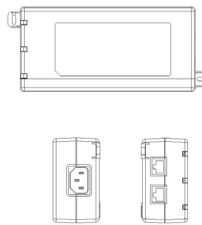
DC IN SCREW TERMINAL

N000082L164A

56 V, 90 W, GbE



IEC320 C14

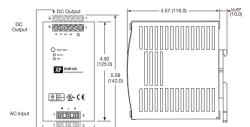


N000000L129A

48 V, 120 W



SCREW TERMINAL



N000000L179B

54 V, 100 W



DIRECT WIRE

N000000L054B

54 V, 240 W



DIRECT WIRE

N000900L017A

56 VDC, 15 W, GbE



C6 AC INLET



N000065L001C

56 VDC, 30.5 W, GbE



C8 AC INLET



N000900L001C

30 VDC, 15 W, GbE



C6 AC INLET



N000000L034A

56 VDC, 30.5 W, GbE



C6 AC INLET



N000000L142A

56 VDC, 60 W, 5 GbE



C6 AC INLET



C000065L002C

58 VDC, 100 W, GbE



C8 AC INLET



Power Accessories



C6 AC INLET

AX-12VDCXXA-WW

12 VDC, 3 A POWER SUPPLY
2.1 mm x 5.5 mm x 11 mm CP
DC CONNECTOR

Use with:
R190V/R190W/R200/R201,
Anywhere an AP has a 12VDC,
2.1mm DC CONNECTOR WITH
POWER REQUIREMENT LESS
THAN 30.5 WATTS (36W * 85%)



C14 AC INLET

AX-12V5ALOK-WW

12 VDC, 5 A POWER SUPPLY
2.1 mm x 5.5 mm x 11 mm CP
DC CONNECTOR, LOCKING
Use with c4000 appliance



AC Mains Line Cords - C13 AC Connector

N000900L040A

US TYPE B
1.2 m LENGTH



C13 AC INLET



N000900L041A

US TYPE F
1.2 m LENGTH



C13 AC INLET

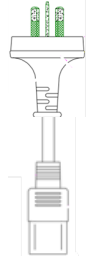


N000900L042A

AU/NZ TYPE 1
1.2 m LENGTH



C13 AC INLET



N000900L043B

IN TYPE D
1.2 m LENGTH



C13 AC INLET

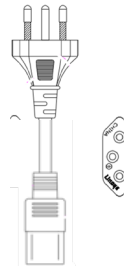


N000900L044A

BR TYPE N
1.2 m LENGTH



C13 AC INLET

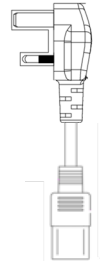


N000900L045A

UK TYPE G
1.2 m LENGTH



C13 AC INLET

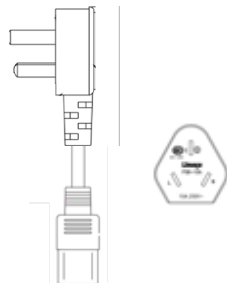


N000900L046A

CN TYPE 1
1.2 m LENGTH



C13 AC INLET

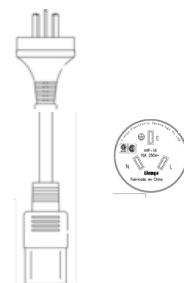


N000900L047A

AR TYPE 1
1.2 m LENGTH

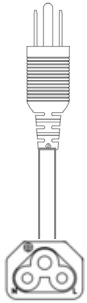


C13 AC INLET

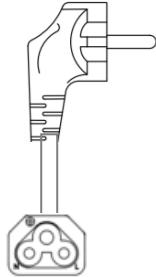


Power Accessories

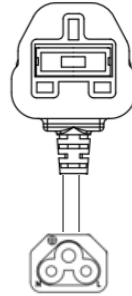
AC Mains Line Cords - C5 AC Connector



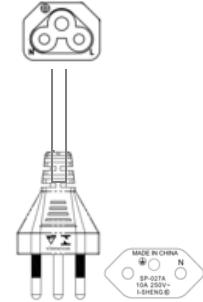
N000900L007A
US TYPE B
0.30 m LENGTH



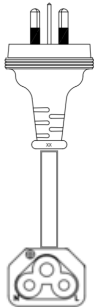
N000900L008A
EU TYPE F
0.40 m LENGTH



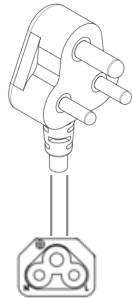
N000900L009A
UK TYPE G
0.40 m LENGTH



N000900L010A
BR TYPE N
0.40 m LENGTH



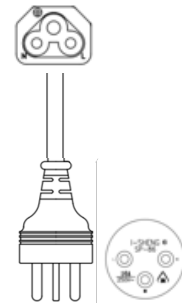
N000900L011A
AU/NZ TYPE I
0.72 m LENGTH



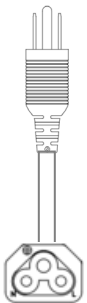
N000900L012A
IN TYPE D
0.72 m LENGTH



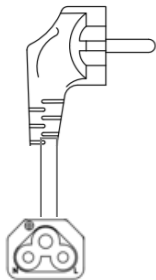
N000900L013A
AR TYPE I
0.72 m LENGTH



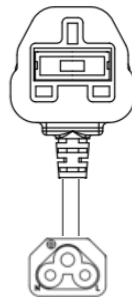
N000900L015A
CN TYPE H
0.40 m LENGTH



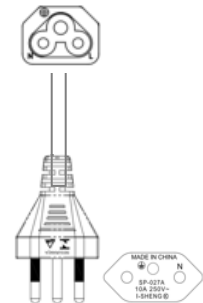
N000900L031A
US TYPE B
0.72 m LENGTH



N000900L032A
EU TYPE F
0.72 m LENGTH



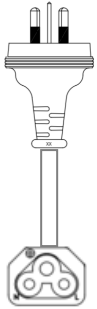
N000900L033A
UK TYPE G
0.72 m LENGTH



N000900L034A
BR TYPE N
0.72 m LENGTH

Power Accessories

AC Mains Line Cords - C5 AC Connector



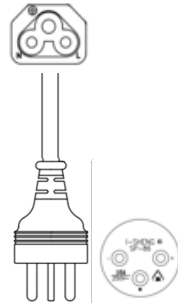
N000900L035A

AU/NZ TYPE I
0.40 m LENGTH



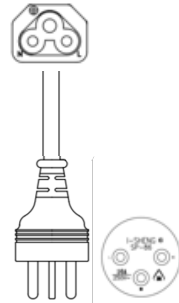
N000900L036A

AR TYPE I
0.40 m LENGTH



N000900L037A

IL TYPE H
0.70 m LENGTH



N000900L038A

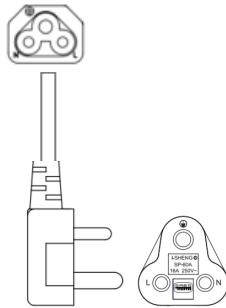
IL TYPE H
0.40 m LENGTH

N000900L048A

ZA TYPE M
0.72 m LENGTH

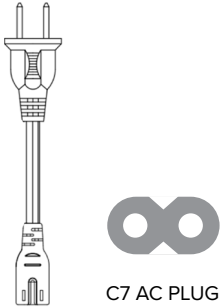
Used with:

- Force 300
- ePMP 3000
- R190V
- R190W



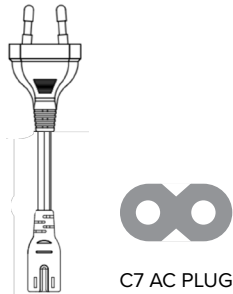
Power Accessories

AC Mains Line Cords - C7 AC Connector



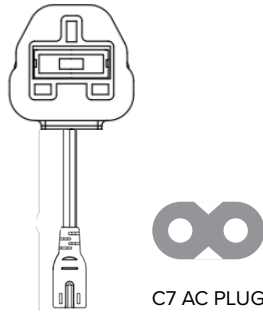
C7 AC PLUG

N000900L050A
 US TYPE A - 2 PRONG
 0.67 m LENGTH



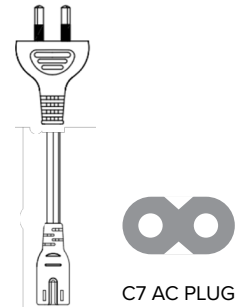
C7 AC PLUG

N000900L051A
 EU TYPE C
 0.67 m LENGTH



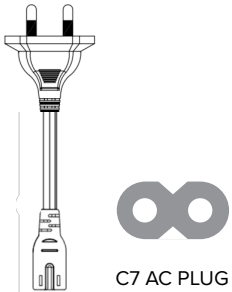
C7 AC PLUG

N000900L052A
 UK TYPE G
 0.67 m LENGTH



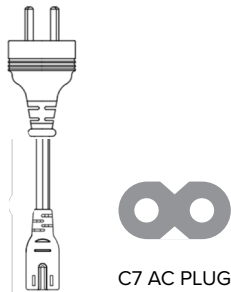
C7 AC PLUG

N000900L053A
 AU/NZ TYPE I - 2 PRONG
 0.67 m LENGTH



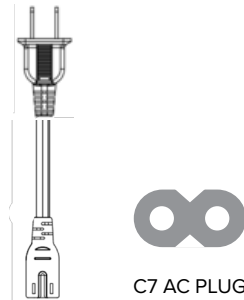
C7 AC PLUG

N000900L054A
 IN TYPE D - 2 PRONG
 0.67 m LENGTH



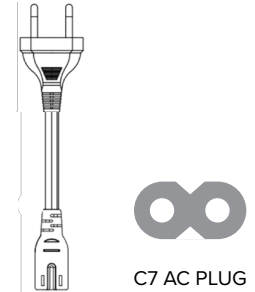
C7 AC PLUG

N000900L054A
 AR TYPE 1 - 2 PRONG
 0.67 m LENGTH



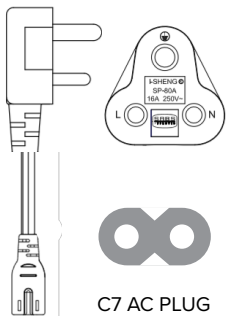
C7 AC PLUG

N000900L056A
 CN TYPE I - 2 PRONG
 0.67 m LENGTH




C7 AC PLUG

N000900L057A
 BR TYPE N - 2 PRONG
 0.67 m LENGTH



C7 AC PLUG

N000900L058A
 ZA TYPE M
 0.67 m LENGTH



C7 AC PLUG

N000900L091A
 EU TYPE F
 0.67 m LENGTH

Power Accessories

Specifications

PoE INJECTORS	Description	Type of Input connectors	Type of output connectors	Type of Input power	Watt	Volts	op efficiency	Installation	Temp	IP Rating	Ethernet speed
C000000L141A	PoE, 60W, 56V, 10GbE DC Injector, Indoor, Energy Level 6 Supply	3-wire AC inlet I C6	RJ45	AC	60W	56V	Level 6	Indoor	0°C to 50°C	X	10G
C000065L002D	AC+DC Enhanced Power Injector 58V	DC in screw terminals /2-wire AC Dcout screw inlet (IEC60320 C8)	RJ45 / terminals	AC + DC	100W	58V	Level 6	ID/ OD	(-40°C to 50°C)	IP20	1G
N000000L034B	PoE, 30.5W, 56V, GbE DC Injector, Indoor, Energy Level 6 Supply, accepts C5 connector	3-wire AC inlet I C6	RJ45	AC	30W	56V	Level 6	Indoor	0°C to 50°C	X	1G
N000000L142A	PoE, 60W, 56V, 5GbE DC Injector, Indoor, Energy Level 6 Supply, accepts C5 connector	3-wire AC inlet I C6	RJ45	AC	60W	56V	Level 6	Indoor	0°C to 50°C	X	5G
N000045L056A	PoE Gigabit DC Injector, 24V DC Input, 56V/625mA 802.3at Output	DC in Screw terminal plugs	RJ45	DC	30W	56V	82%	Indoor	(-40°C to 70°C)	X	1G
N000065L001C	AC power Injector 56V, 60W	2-wire AC inlet; IEC60320 C8	RJ45	AC	60W	56V	Level 6	Indoor	0°C to 50°C	X	1G
N000900L001D	PoE Gigabit DC Injector, 15W Output at 30V, Energy Level 6 Supply	3-wire AC inlet I C6	RJ45	AC	15w	30V	Level 6	Indoor	0°C to 40°C	X	1G
N000900L017A	PoE, 15.4W, 56V, GbE DC Injector, Indoor, Energy Level 6 Supply, accepts C5 connector	3-wire AC inlet I C6	RJ45	AC	15.4w	56V	Level 6	Indoor	0°C to 50°C	X	1G
N000900L017B	PoE Gigabit DC Injector, 15W Output at 56V, Energy Level 6, 0C to 40C	3-wire AC inlet I C6	RJ45	AC	15w	56V	Level 6	Indoor	0°C to 50°C	X	1G
N000000L036A	Power over Ethernet midspan, 60 W, -48 VDC Input	DCin Screw terminal plugs	RJ45	DC	60W	48V	80%	Indoor	20°C to 30°C	X	1G
N000082L164A	PTP 820C INDOOR AC POE INJECTOR, 90W	IEC320 C14	RJ45	AC	90W	56V	Level 6	Indoor	(-10°C to 40°C)	X	1G
N000000L129A	XP Power 120W PSU for cnRanger BBU and RRH	Screw terminal	Dcout Screw terminal	AC	120W	48V	90%	Indoor	(-40°C to 60°C)	X	X
N000000L179B	Outdoor AC/DC PSU, 100W, 54VDC	Direct wire	Direct wire	AC+DC	100W	54V	93%	ID/ OD	(-55°C to 70°C)	IP65	X
N000000L054B	Power Supply, AC, 54V 240W	Direct wire	Direct wire	AC + DC	240W	54V	94%	ID/ OD	(-55°C to 70°C)	IP65	X

LINE CORDS

N000065L003A US Line Cord Fig 8

N000065L004A UK Line Cord Fig 8

N000065L005A EU Line Cord Fig 8

N000065L006A Australia Line Cord Fig 8

N000900L011A AC line cord, AU Type I, 720mm, C5 connector

N000900L012A AC line cord, IN Type D angled, 720mm, C5 connector

N000900L013A AC line cord, AR Type I, 720mm, C5 connector

N000900L015A AC line cord, CN Type I, 720mm, C5 connector

N000900L031A AC line cord, US Type B, 720mm, C5 connector

N000900L032A AC line cord, EU Type F angled, 720mm, C5 connector

N000900L033A AC line cord, UK Type G angled, 720mm, C5 connector

N000900L040A AC line cord, US Type B, 1.2m C13 connector

N000900L041A AC line cord, EU Type F angled, 1.2m C13 connector

N000900L042A AC line cord, AU Type I, 1.2m C13 connector

N000900L043A AC line cord, IN Type D angled, 1.2m C13 connector

N000900L043B AC line cord, IN BIS Type D angled, 1.9m C13 connector

N000900L044A AC line cord, BR Type N, 1.2m C13 connector

N000900L045A AC line cord, UK Type G angled, 1.2m C13 connector

N000900L046A AC line cord, CN Type I angled, 1.2m C13 connector

N000900L047A AC line cord, AR Type I, 1.2m C13 connector

N000900L048A AC line cord, ZA Type M angled, 720mm, C5 connector

N000900L055A AC line cord, AR Type I angled, 670mm C7 connector

Power Accessories

Product Power Requirements and Power supply Compatibility Matrix

Product	Volts	Wattage	With AUX Power	AC input PoE Injector	AC+DC Power Supply	DC input PoE	AC input Power Supply
PTP 550	56V	30W	X	N000000L034B	X	X	X
PTP 550E	56V	30W	X	N000000L034B	X	X	X
PTP 670	56V	35W	70W	N000065L001C	C000065L002D	X	X
PTP 48700	56V	40W	70W	X	C000065L002D	X	X
PTP 78700	56V	70W	100W	X	C000065L002D	X	X
60GHz cnWave V1000	56V	10W	X	N000900L017A	X	X	X
60GHz cnWave V3000	56V	30W	60W	N000000L142A, C000000L141A, N000065L001C	N000000L179B	X	X
60GHz cnWave V5000	56V	35W	65W	N000000L142A, C000000L141A, N000065L001C	N000000L179B	X	X
PMP 450	30V	15W	X	N000900L001D	X	X	X
PTP 450i	56V	30W	60W	N000000L034B, N000065L001C	C000065L002D	N000000L036A	X
PTP 450b	30V	15W	X	N000900L001D	X	X	X
5Ghz PMP 450m	56V	80W	110W	X	C000065L002D	X	X
3Ghz PMP 450m	56V	150W	180W	X	N000000L054B	X	X
ePMP 3000	56V	30W	X	N000000L034B	X	X	X
ePMP 3000L	30V	15W	X	N000900L001D	X	X	X
ePMP 3000 MP	56V	15W	X	N000900L017A	X	X	X
ePMP Force 180	30V	15W	X	N000900L001D	X	X	X
ePMP Force 190	30V	15W	X	N000900L001D	X	X	X
ePMP Force 200	30V	15W	X	N000900L001D	X	X	X
ePMP Force 200L	30V	15W	X	N000900L001D	X	X	X
ePMP Force 300-13	30V	15W	X	N000900L001D	X	X	X
ePMP Force 300-13L	30V	15W	X	N000900L001D	X	X	X
ePMP Force 300-16	30V	15W	X	N000900L001D	X	X	X
ePMP Force 300-19	30V	15W	X	N000900L001D	X	X	X
ePMP Force 300-19R	30V	15W	X	N000900L001D	X	X	X
ePMP Force 300-25	30V	15W	X	N000900L001D	X	X	X
ePMP Force 300-25L	30V	15W	X	N000900L001D	X	X	X
ePMP Force 300	30V	15W	X	N000900L001D	X	X	X
ePMP Force 425	56V	30W	X	N000000L034B	X	X	X
ePMP Force 400C	56V	30W	X	N000000L034B	X	X	X
2GHz cnRanger 101 SM	30V	7.5W	X	N000900L001D	X	X	X
2GHz cnRanger 201 SM	30V	9W	X	N000900L001D	X	X	X
3GHz cnRanger 201 SM	30V	9W	X	N000900L001D	X	X	X
3GHz cnRanger RRH	48V	60W	X	X	X	X	N000000L129A
2GHz cnRanger RRH	48V	72W	X	X	X	X	N000000L129A

ABOUT CAMBIUM NETWORKS

Cambium Networks empowers millions of people with wireless connectivity worldwide. Its wireless portfolio is used by commercial and government network operators as well as broadband service providers to connect people, places and things. With a single network architecture spanning fixed wireless and Wi-Fi, Cambium Networks enables operators to achieve maximum performance with minimal spectrum. End-to-end cloud management transforms networks into dynamic environments that evolve to meet changing needs with minimal physical human intervention. Cambium Networks empowers a growing ecosystem of partners who design and deliver gigabit wireless solutions that just work.